


Lesson Seven Arpeggios

An *arpeggio* is a chord played one note at time, rather than all at once. They are often used in slow-moving ballads.




“Calypso High”

24 1. Listen

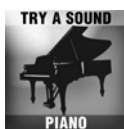
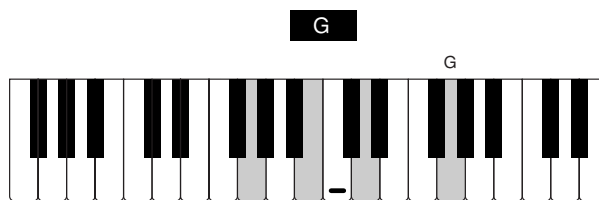
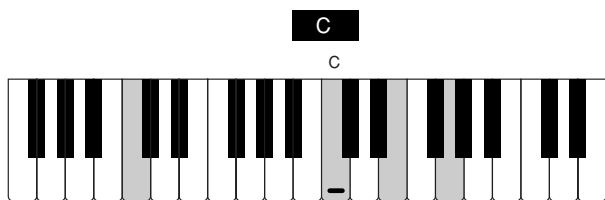
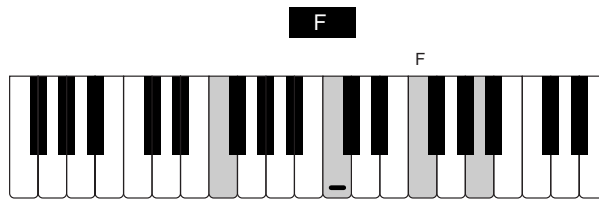
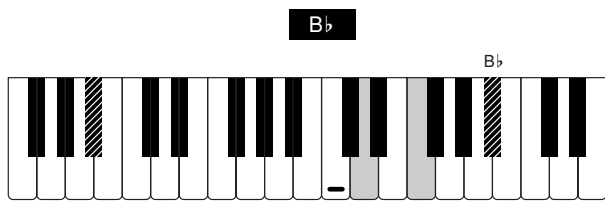
Some pop/rock styles often use “arpeggiated” chords. Listen to “Calypso High.” It arpeggiates the chords in *eighth notes* (♩). Eighth notes get half a beat each. Notice the eighth-note arpeggios, as you listen, as well as the other new rhythms.

Tip: Two notes connected with a **tie** (—) are played with no space between them. A half note tied to an eighth note lasts for two and a half beats.



25 2. Play

Play along with the CD. Play a whole note every four beats with your left hand. The *quarter rest* (♩) means “don’t play” for one quarter note.



CALYPSO HIGH

CALYPSO

A Bb F C F Play 4 Times

B C F G C

C Bb F C F