

Berklee**Shares.com**TM

FREE music lessons from
Berklee College of Music

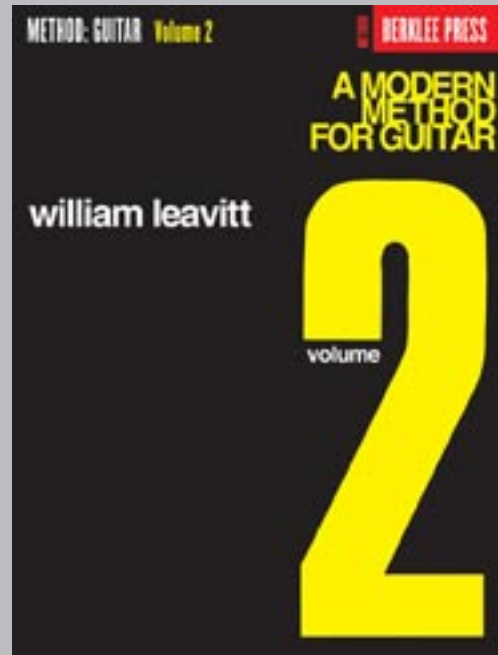
**A Modern Method for Guitar
Volume 2**

William Leavitt

Rhythm Guitar—The Right Hand

Press ESC to cancel sound.

Check out Berkleeshares.com for more lessons
just like this one.



Berklee is offering free music lessons online designed to expand educational opportunities for musicians around the globe. The music lessons are available for free download from the Berkleeshares.com Web site and via a growing network of partner Web sites. These free music lessons are also available on digital file sharing networks. We encourage people to share our lessons with other musicians. While Berklee strongly disapproves of stealing copyrighted music online, we believe that file sharing offers new opportunities for musicians to learn, and to promote and distribute their work.



Rhythm Guitar—The Right Hand ($\frac{4}{4}$ and 2 Beat)

For a good rhythm section blend, all notes of a chord must seem to explode into sound at the same instant. This can be accomplished by a combination of downward, rotary forearm and loose wrist motion, as if flecking something from the back of your hand. The pick must travel very quickly across the strings to match the sound of the production of a pizzicato note on the bass violin.

NOTATION: ▣ Downstroke


∨ Upstroke

× Strike muffled strings; fingers in formation

• Release pressure immediately after chord sounds

All strokes labeled “Basic” are usually best when used with a guitar alone or with an incomplete rhythm section.

Basic Stroke:
Four, Four, and Two Beat




Orchestral:
Four, Four



Chord duration must match notes of bass violin.

The “Chop”
(often slightly amplified)




For use with organ groups and similar small combos.

EXERCISE

Practice in all three styles, with emphasis on the orchestral stroke.



The principal difficulty in the above orchestral stroke is in producing the sharp, explosive attack while keeping the chord duration long.



⊛ It is sometimes advisable in practice (and in use) to lightly hit the (muffled) top strings on the returning upstroke where rests are indicated.

EXERCISE



Be sure to practice at slow, medium, and fast tempos. When learning this style of rhythm playing, it is necessary to tap the foot. First tap on beats 1 and 3, and later tap on 1, 2, 3, and 4.

Orchestral Fast to Very Fast "Four"

Tap the foot "in two" (i.e. on beats 1 and 3)

Make the upstroke sound as much like the downstroke as possible by favoring the lower strings with the returning upstroke of the pick. There will be a slight natural accent on beats 2 and 4, because the downstroke hits the heavy string first. This is good, as it is comparable to the drummer's use of the hi-hat cymbal on these beats.

EXERCISE

This right-hand technique is difficult to master but is extremely valuable. It allows you to maintain very bright tempos (steady as a rock) with very little tightening up.

Chord Etude No. 7

$\frac{3}{8}$: Eighth note (♪) gets one beat

All notes connected by a curved line must be kept ringing.

Moderately Fast Waltz

Want more?

Guitar.

Performance.

Production.

Songwriting & Arranging.

Music Business.

Theory, Harmony & Ear Training.

Study with the world-renowned professors of Berklee College of Music, on your own time, from anywhere in the world.

Online Courses and Certificates from Berkleemusic



Guitar Chords 101

Add more dynamics and expression to your playing in any number of styles, and gain a greater feel for your instrument by learning Berklee's approach to the construction of chords and chord voicing.



Amps, Effects and Getting Your Guitar Sound

Create your own unique sound by learning how to select, combine, and arrange guitar effects used by the pros, the qualities and attributes of different amps, and the characteristics of the instrument itself.



Guitar Scales 101

Organize the guitar fretboard, develop your technique, and learn to confidently navigate the instrument by gaining a firm understanding of the major, minor, Pentatonic, Dorian, Mixolydian and blues scales.



Production and Guitar Master Certificate

Gain a vast knowledge of music production with a concentration on guitar in this comprehensive and wide-ranging 9-course certificate program.

[Learn More](#) ➔

Books and DVDs from Berklee Press



A Modern Method for Guitar Volume 1

A practical and comprehensive guitar method designed for the serious guitar student and used as the basic text for the Berklee's guitar program. This is the method today's hottest guitarists learned when they first started playing.



Chop Builder for Rock Guitar

In this Berklee workshop, Joe Stump breaks down his disciplined approach to scale patterns and practice routines. He'll show you how to improve your technique and increase your speed, no matter what style you play.



Jazz Guitar Techniques: Modal Voicings

Unlock the mysteries of modal tonality, with a series of exercises and demonstrations that will expand your vocabulary, no matter what instrument you play. Extend your capabilities by integrating a variety of new voicings and articulations into your playing.



Berklee Practice Method: Guitar

The first-ever method that teaches you how to play in a rock band. Improve your improvisation, timing, technique, and reading ability, and master your role in the groove. Learn a variety of styles including rock, funk, jazz, blues, swing, and bossa nova.

[Learn More](#) ➔



berkleeshares.com



berkleemusic.com



berkleepress.com

