

Berklee**Shares.com**<sup>TM</sup>

**FREE** music lessons from  
**Berklee College of Music**

## **Hammond Organ Complete**

Dave Limina

Part II Exercise 13  
Trills, "Sputter" Technique,  
and Drone Tones

Press ESC to cancel sound.

Check out [Berkleeshares.com](http://Berkleeshares.com) for more lessons  
just like this one.



# EXERCISE 13

17
18

---

Percussion

On/Normal/Fast/Second

---

Leslie

Slow

## Trills, “Sputter” Technique, and Drone Tones

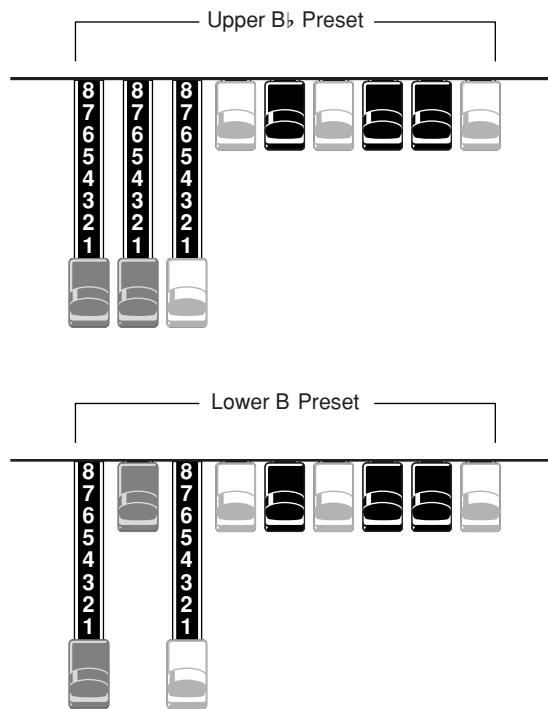
This exercise explores three important organ sounds:

**Trills.** It is common to trill between two notes a minor third apart on the organ. The root and flatted third of a chord and the fifth and seventh degree of a dominant seventh chord are used often. They are featured in this exercise.

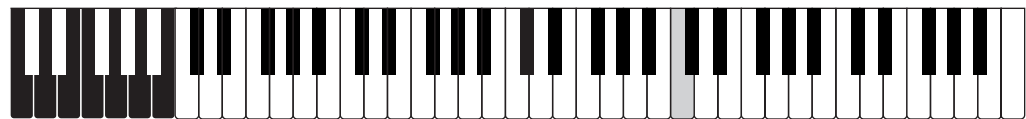
**Sputter.** Use two or three fingers to rapidly repeat a note. I call this “sputter” technique. It’s like trilling on one note.

**Drone tones.** Another nice effect is to sustain a pitch while playing a lick along with it. I call this a drone tone. Some players use matchbooks stuck between the keys, small weights—and even their noses—to drone a note. Here, the fifth finger on your right hand will serve well.

Try to imitate the examples on the CD. Play the exercise right-hand only at first, then add your left hand.



Upper and Lower Manual: Middle C



17  18 Trills, "Sputter" Technique, and Drone Tones

Shuffle

8vb

1 2 1 2 1 2

3 3 3 3

accel.

R.H.

(8vb)

3 3 6 6 6 6

(8vb)

6 6 6 6 6 6 6 6



(8vb)

6 6 6 6


3 1

Detailed description of the musical score: The exercise is in 4/4 time with a shuffle feel. It consists of four systems of piano and right-hand parts. The piano part is a steady eighth-note accompaniment. The right-hand part starts with a trill on G4 (fingerings 1-2, 1-2, 1-2) and then moves to a sputter technique on G4 (fingerings 3-3, 3-3, 3-3, 3-3). The second system features a trill on G4 (fingerings 3-3) and a sputter on G4 (fingerings 6-6, 6-6, 6-6, 6-6). The third system features a sputter on G4 (fingerings 6-6, 6-6, 6-6, 6-6, 6-6, 6-6, 6-6, 6-6). The fourth system features a sputter on G4 (fingerings 6-6, 6-6, 6-6, 6-6) followed by two measures of a sputter on G4 (fingerings 3-1, 3-1) and a final measure with a sputter on G4 (fingerings 3-1, 3-1) and a fermata.

**17**  **18**  **Trills, "Sputter" Technique, and Drone Tones (continued)**

*(8<sup>vb</sup>)*  

*x fast*

loco 

*x slow*