

Berklee**Shares.com**TM

**FREE music lessons from
Berklee College of Music**

Hammond Organ Complete

Dave Limina

Part II Exercise 18

Funk Techniques in Four Keys





Click CD icons to listen to
CD tracks from book.
Press ESC to cancel sound.

Check out Berkleeshares.com for more lessons
just like this one.



EXERCISE 18

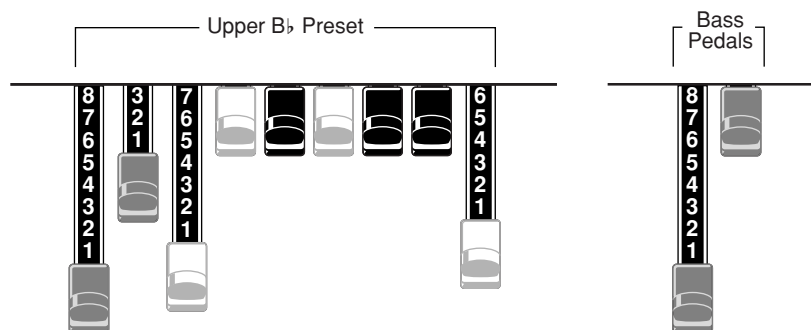
25   26

Leslie
Slow

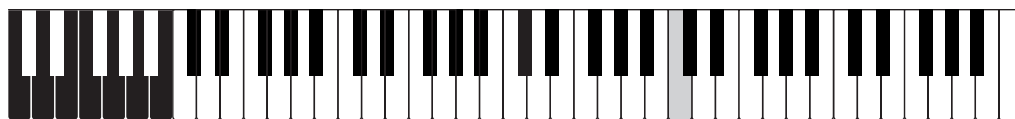
Funk Techniques in Four Keys

Play this exercise on one manual with both hands. Try to emulate the left-hand ghosting that you hear on the CD. The result of ghosting is a percussive click that is typical in funk style. The combination of Leslie and drawbar settings with percussive two-hand playing can create infinite funky effects. Experiment with these patterns and try to create your own. Notice that, in essence, you're distributing the sixteenth notes over both hands. It's almost like drumming on the keyboard. Try rolling the chords slightly. Also, try playing it with and without the bass pedals.

Play in F with CD track 26, and play the next three keys with track 26 panned right.



Upper and Lower Manual: Middle C





Straight-Eighth Funk

F7

8vb
mf
8va

Bass pedals optional

8vb

F7

(8vb)
(8va)

(8vb)

F7

(8vb)
x fast
(8va)

F7

(8vb)

