

Berklee**Shares.com**<sup>TM</sup>

**FREE** music lessons from  
**Berklee College of Music**

## **The Reading Drummer**

Dave Vose

Lessons 1-6

Beginner Reading Study



Press ESC to cancel sound.

Check out [Berkleeshares.com](http://Berkleeshares.com) for more lessons just like this one.











LESSON  
1

NEW MATERIAL

Quarter Notes and Quarter Rests


STUDY GUIDE

Counting out loud will help you to understand the time signature.



The image displays 14 staves of musical notation for a drum set, arranged vertically. Each staff begins with a double bar line and a snare drum symbol. The notation is as follows:

- Staff 1: Snare (quarter), Snare (quarter), Snare (quarter), Rest (quarter), Rest (quarter), Rest (quarter), Snare (quarter), Snare (quarter), Snare (quarter), Rest (quarter), Rest (quarter), Rest (quarter).
- Staff 2: Snare (quarter), Rest (quarter), Snare (quarter), Snare (quarter), Snare (quarter), Rest (quarter), Snare (quarter), Rest (quarter), Snare (quarter), Snare (quarter), Snare (quarter), Rest (quarter).
- Staff 3: Snare (quarter), Rest (quarter), Snare (quarter), Snare (quarter), Rest (quarter), Snare (quarter), Snare (quarter), Snare (quarter), Rest (quarter), Snare (quarter), Snare (quarter), Snare (quarter).
- Staff 4: Snare (quarter), Snare (quarter), Rest (quarter), Snare (quarter), Snare (quarter), Rest (quarter), Snare (quarter), Snare (quarter), Rest (quarter), Snare (quarter), Snare (quarter), Rest (quarter). Ends with a 4/4 time signature.
- Staff 5: Snare (quarter), Snare (quarter), Rest (quarter), Snare (quarter), Snare (quarter), Rest (quarter), Snare (quarter), Snare (quarter), Rest (quarter), Snare (quarter), Snare (quarter), Rest (quarter), Snare (quarter), Snare (quarter), Rest (quarter), Snare (quarter), Snare (quarter), Rest (quarter).
- Staff 6: Snare (quarter), Snare (quarter), Snare (quarter), Rest (quarter), Rest (quarter), Snare (quarter), Snare (quarter), Snare (quarter), Snare (quarter), Rest (quarter), Snare (quarter), Snare (quarter), Rest (quarter), Snare (quarter), Snare (quarter), Snare (quarter), Rest (quarter).
- Staff 7: Snare (quarter), Rest (quarter), Rest (quarter), Snare (quarter), Rest (quarter), Snare (quarter), Snare (quarter), Snare (quarter), Snare (quarter), Rest (quarter), Rest (quarter), Snare (quarter), Snare (quarter), Snare (quarter), Rest (quarter), Snare (quarter), Snare (quarter), Snare (quarter).
- Staff 8: Snare (quarter), Snare (quarter), Snare (quarter), Rest (quarter), Snare (quarter), Rest (quarter), Snare (quarter), Snare (quarter), Snare (quarter), Snare (quarter), Rest (quarter), Snare (quarter), Snare (quarter), Rest (quarter), Snare (quarter), Snare (quarter), Rest (quarter). Ends with a 3/4 time signature.
- Staff 9: Snare (quarter), Snare (quarter), Snare (quarter), Rest (quarter), Snare (quarter), Rest (quarter), Snare (quarter), Snare (quarter), Snare (quarter), Snare (quarter), Rest (quarter), Snare (quarter), Snare (quarter), Rest (quarter), Snare (quarter), Snare (quarter), Rest (quarter).
- Staff 10: Snare (quarter), Rest (quarter), Rest (quarter), Rest (quarter), Snare (quarter), Snare (quarter), Snare (quarter), Snare (quarter), Rest (quarter), Snare (quarter), Snare (quarter), Rest (quarter), Snare (quarter), Snare (quarter), Rest (quarter).
- Staff 11: Snare (quarter), Snare (quarter), Snare (quarter), Snare (quarter), Snare (quarter), Snare (quarter), Rest (quarter), Rest (quarter), Snare (quarter), Snare (quarter), Rest (quarter), Snare (quarter), Snare (quarter), Rest (quarter), Snare (quarter), Snare (quarter), Rest (quarter).
- Staff 12: Snare (quarter), Rest (quarter), Snare (quarter), Snare (quarter), Snare (quarter), Snare (quarter), Rest (quarter), Rest (quarter), Snare (quarter), Snare (quarter), Rest (quarter), Snare (quarter), Snare (quarter), Rest (quarter), Snare (quarter), Snare (quarter), Rest (quarter).
- Staff 13: Snare (quarter), Snare (quarter), Snare (quarter), Snare (quarter), Snare (quarter), Snare (quarter), Rest (quarter), Rest (quarter), Snare (quarter), Snare (quarter), Rest (quarter), Snare (quarter), Snare (quarter), Rest (quarter), Snare (quarter), Snare (quarter), Rest (quarter).
- Staff 14: Snare (quarter), Snare (quarter), Snare (quarter), Snare (quarter), Snare (quarter), Snare (quarter), Rest (quarter), Rest (quarter), Snare (quarter), Snare (quarter), Rest (quarter), Snare (quarter), Snare (quarter), Rest (quarter), Snare (quarter), Snare (quarter), Rest (quarter). Ends with a double bar line.



The page contains 12 musical staves for eighth note practice. The first six staves are in 4/4 time, and the last six are in 3/4 time. Each staff begins with a treble clef and a key signature of one flat (Bb). The exercises consist of various rhythmic patterns of eighth notes, including straight eighth notes, beamed eighth notes, and eighth notes with rests. Some staves include a double bar line at the end, indicating the end of a section.

LESSON  
4

NEW MATERIAL  
Combination Study

STUDY GUIDE

Strive for a balanced sound between your right-hand stroke and left-hand stroke.

The musical score consists of 12 staves of music. The first staff is in 4/4 time and contains four measures of eighth-note patterns. The second staff continues with similar eighth-note patterns. The third staff features a sequence of eighth-note pairs. The fourth staff contains sixteenth-note runs. The fifth staff has eighth-note patterns with rests. The sixth staff is in 3/4 time and contains four measures. The seventh staff is in 3/4 time and contains four measures. The eighth staff has eighth-note patterns with rests. The ninth staff contains eighth-note patterns with rests. The tenth staff has eighth-note patterns with rests. The eleventh staff contains eighth-note patterns with rests. The twelfth staff concludes with eighth-note patterns.

The image displays 14 musical staves, each containing a sequence of notes and rests. The time signatures vary across the staves: 4/4, 3/4, and 4/4. The notes are primarily quarter notes and half notes, with half rests used to represent two beats of silence. The staves are arranged in a vertical column, and each staff begins with a treble clef and a time signature. The notes are placed on the lines and spaces of the staff, and rests are represented by horizontal lines with a vertical tick mark at the beginning.

LESSON  
6

NEW MATERIAL

Eighth Rest  and Single Eighth Notes 

STUDY GUIDE

An eighth rest receives a half beat of silence.

The page contains 12 staves of musical notation. The first seven staves are in 4/4 time, and the last five are in 3/4 time. The notation includes eighth notes, eighth rests, and quarter notes. The first staff starts with a quarter rest followed by four eighth notes. The second staff starts with a quarter note followed by an eighth rest and three eighth notes. The third staff starts with a quarter note followed by an eighth note, an eighth rest, and a quarter note. The fourth staff starts with a quarter note followed by an eighth note, an eighth rest, and a quarter note. The fifth staff starts with a quarter note followed by an eighth note, an eighth rest, and a quarter note. The sixth staff starts with a quarter note followed by an eighth note, an eighth rest, and a quarter note. The seventh staff starts with a quarter note followed by an eighth note, an eighth rest, and a quarter note. The eighth staff starts with a quarter note followed by an eighth note, an eighth rest, and a quarter note. The ninth staff starts with a quarter note followed by an eighth note, an eighth rest, and a quarter note. The tenth staff starts with a quarter note followed by an eighth note, an eighth rest, and a quarter note. The eleventh staff starts with a quarter note followed by an eighth note, an eighth rest, and a quarter note. The twelfth staff starts with a quarter note followed by an eighth note, an eighth rest, and a quarter note.

